

Decimal Grids




Fig 1

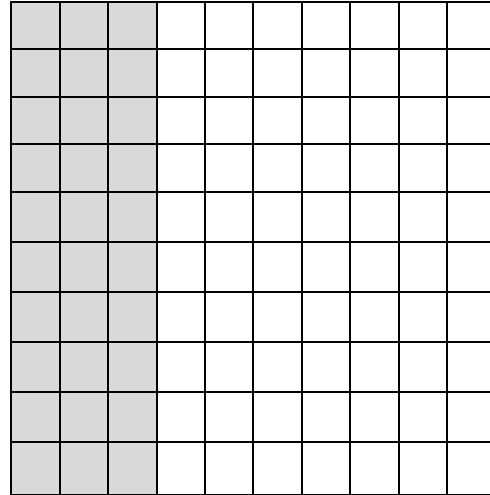


Fig 2




Fig 3

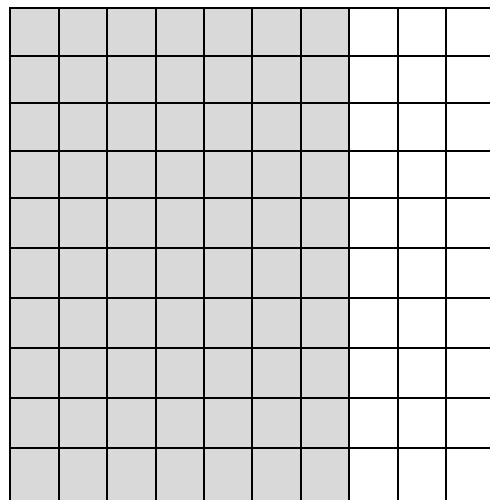


Fig 4

What decimal fractions are represented by each of the figures above? Fig 1 and Fig 2 are equivalent (have the same value) and so are Fig 3 and Fig 4, but they are different in some ways. In what ways are they different? Use currency (coins) as examples.